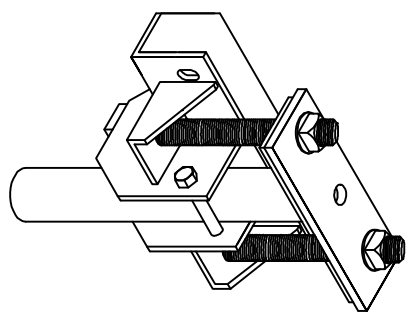
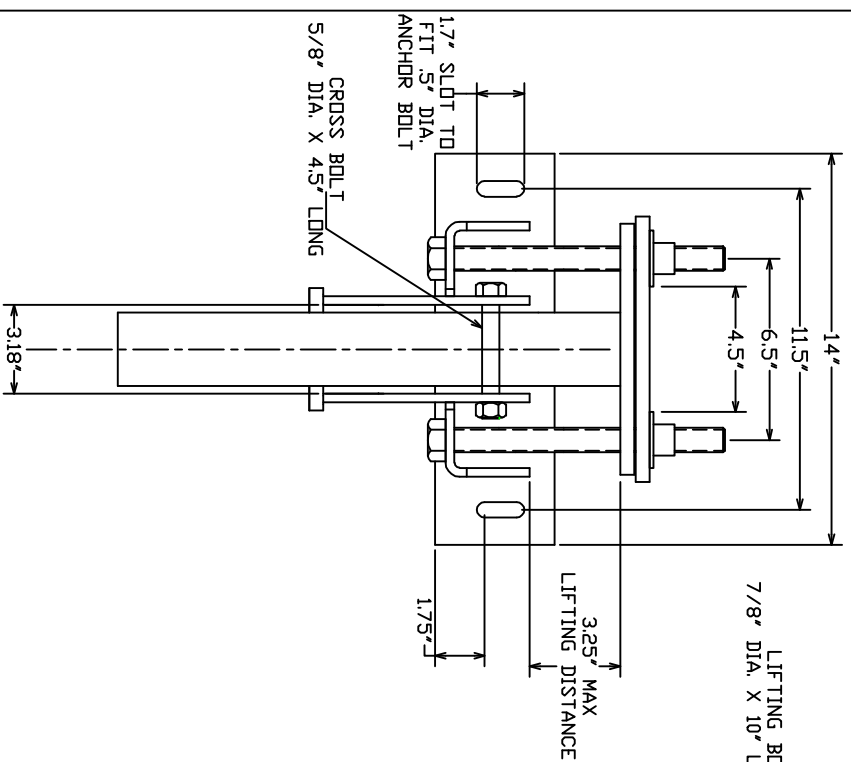


LOW PROFILE BRACKET

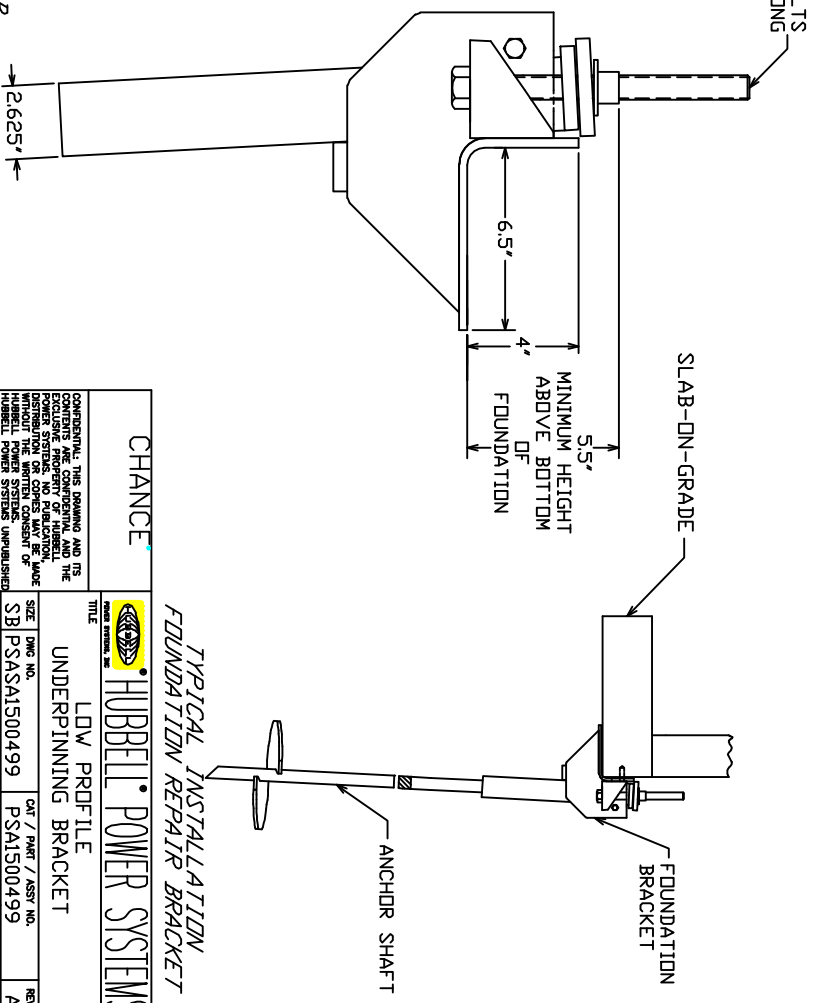


NOTES

1. HOT DIP GALVANIZE PER ASTM A153-(LATEST REVISION).
2. DO NOT EXCEED 165 FT-LBS OF TORQUE ON 7/8" DIA LIFTING BOLTS DURING STABILIZING OR LOAD LOCK-OFF.
3. RECOMMENDED ANCHOR SHAFT CUTOFF LEVEL ABOVE THE BOTTOM OF THE FOOTING IS 7' FOR MAXIMUM LIFT DISTANCE.
4. MATERIAL SPECIFICATIONS:
BRACKET BODY: PER ASTM A36 AND ASTM A570 GR. 50.
T-PIPE PLATES: (2) 1/2" THICK HOT ROLLED STEEL PLATE GRADE 80
LIFTING BOLTS: HEX HEAD BOLT PER SAE J429 GRADE 5.
CROSS BOLT: HEX HEAD BOLT PER SAE J429 GRADE 5.
5. THE PSAC1500499 BRACKET HAS A MINIMUM ULTIMATE STRENGTH OF 30,000 LBS. A FACTOR OF SAFETY OF 2 YIELDS A SAFE WORKING LOAD OF 15,000 LBS FOR THE BRACKET ONLY.
6. THE OVERALL CAPACITY OF THE UNDERPINNING SYSTEM IS A FUNCTION OF MANY INDIVIDUAL ELEMENTS, INCLUDING THE CAPACITY OF THE FOUNDATION, BRACKET, PIER SHAFT, HELICAL PIER, AND BEARING STRATA, AS WELL AS THE STRENGTH OF THE FOUNDATION TO BRACKET CONNECTION AND THE QUALITY OF PIER INSTALLATION.
7. FOR 1.5' SQUARE SHAFT HELICAL PIERS USE PSAC1500503 T-PIPE.
8. FOR 278 HELICAL PIERS USE PSAC2780003 T-PIPE.



MINIMUM MECHANICAL ULTIMATE STRENGTH OF 30,000 LB.



TYPICAL INSTALLATION
FOUNDATION REPAIR BRACKET

CHANCE		HUBBELL POWER SYSTEMS	
TITLE		LOW PROFILE UNDERPINNING BRACKET	
SIZE	DWG NO.	DATE / REV. / ASSY NO.	REV.
SBJ	PSAS1500499	PSA1500499	A
DO NOT SCALE THIS DRAWING	DRN BY KSH	DATE 3/18/05	SHEET 1/1