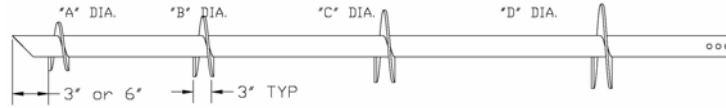


Atlas Helical[®] 4-1/2" Diameter Round Shaft Products (Type RS4500.337 Series)

COMMON LEAD CONFIGURATIONS

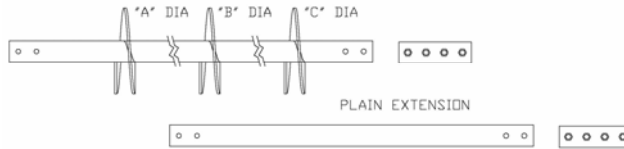


Product Designation	Plate Diameter				Length	Weight (lbs)	Helix Grade	Helix Edge
	A	B	C	D				
S-RS4500.337[*]10T-12T-14T[5'-3]	10T	12T	14T	-	5'-3	125	50	SLE
S-RS4500.337[*]10T-12T-14T[10'-6]	10T	12T	14T	-	10'-6	203	50	SLE
S-RS4500.337[*]10T-14T-16T[10'-6]	10T	14T	16T	-	10'-6	212	50	SLE
S-RS4500.337[*]12T-14T[10'-6]	12T	14T	-	-	10'-6	193	50	SLE
S-RS4500.337[*]14T-16T[10'-6]	14T	16T	-	-	10'-6	202	50	SLE

Atlas Helical[®] 4-1/2" Diameter Round Shaft Products (Type RS4500.337 Series)

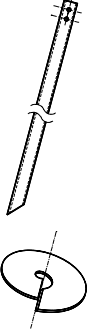
COMMON EXTENSION CONFIGURATIONS

EXTENSION WITH HELICAL PLATES



Product Designation	Plate Diameter			Length	Weight (lbs)	Helix Grade	Helix Edge
	A	B	C				
E-RS4500.337[*][3'-6]	-	-	-	3'-6	78		
E-RS4500.337[*][5'-3]	-	-	-	5'-3	105		
E-RS4500.337[*][7'-0]	-	-	-	7'-0	133		
E-RS4500.337[*][10'-6]	-	-	-	10'-6	188		
E-RS4500.337[*][21'-0]	-	-	-	21'-0	353		
E-RS4500.337[*][7'-0]	14T	-	-	7'-0	154	50	SLE
E-RS4500.337[*][7'-0]	14T	14T	-	7'-0	168	50	SLE
E-RS4500.337[*][10'-6]	14T	14T	14T	10'-6	251	50	SLE

Atlas Helical® 4-1/2" Diameter Round Shaft Products (Type RS4500.337 Series) – Special Order
 (Allow extra processing time for Special Orders)

	Lead Section Special Orders -- Designation: S-RS4500.337[*]♣[Length] (Example: S-RS4500.337[G]16T-16T-16T[10'-0])			
	Lead Bars Specify Length (Insert above)		♣ Helical Flights Specify Diameter(s) (Insert above ♦-♦-♦)	
	Available Lengths	Weight (lbs)	Flight Size Descriptions	Weight (lbs)
	3' – 6	52	8" dia x 1/2" thick. GR50 = 8T	5
	5' – 3	79	10" dia x 1/2" thick. GR50 = 10T	10
	7' – 0	105	12" dia x 1/2" thick. GR50 = 12T	15
	10' – 6	157	14" dia x 1/2" thick. GR50 = 14T	21
21' – 0	315	16" dia x 1/2" thick. GR50 = 16T	27	